

Unlimited options in special profile production



KMCGROUP




Technical Laboratory & Research and Development (R&D)

We maintain our quality perspective by performing physical & chemical tests in our own in house laboratories and R&D center, from raw material to finished products.

Tooling

The design and production of our molds and fixtures, that are using in every stage of the production, are produced by our own experienced technical team.



Mekomag is made with ArcelorMittal's
Magnelis® self-healing metallic coated steel



Magnelis®

The harshest environments need the toughest skin protection

Magnelis® is an exceptional, new metallic steel coating providing surface protection in a variety of applications against long-term wear and tear.

This unique coating offers a combination of attributes. Magnelis® provides:

The best corrosion resistance performance; up to 10 times better than galvanised steel


The best suited protection to withstand harsh environments

The most cost-effective alternative to the post-galvanised process

Magnelis® examples of applications



Environmentally friendly



Self-repairing protection for cut edges



An alternative to the post-galvanising process and to aluminium or stainless



Superior corrosion resistance in chloride and ammonia environments

Magnelis® is a registered trade mark of ArcelorMittal.
Greenhouse photo: Philippe Vandenameele
Perforated plate and cowshed photos: Didier Bridoux. / Safety barrier: Tubosider
Magnelis® samples Photographer: Jeroen Op de Beeck

Mekomag is made with ArcelorMittal's
Magnelis® self-healing metallic coated steel



New improved MekoMag Profiles® are high strength roll-formed sections made from strip pre-coated with the innovative Magnelis® Coating, designed for improved corrosion resistance.



Magnelis® Technology

Magnelis® is produced on a conventional industrial hot dip galvanizing line. The steel substrate is dipped in a molten bath to apply a metallic zinc coating with a unique chemical composition comprising 3.5% aluminum and 3% magnesium. This 3% magnesium is crucial, as it creates a stable and durable layer across the entire surface, ensuring far more effective corrosion protection than coatings with a lower magnesium content. Comparative tests have shown that ArcelorMittal's Magnelis® offers significantly better performance than alternative European products.

Magnelis® Durability

The Magnelis® coating provides a smooth surface with a uniform coating thickness, purpose designed to perform in general, and construction applications.


Magnelis® is an exceptional, new metallic steel coating providing surface protection in a variety of applications against long term wear and tear.

This unique coating offers a combination of attributes.

- The best corrosion resistance performance; up to 10 times better than galvanized steel
- The best suited protection to withstand harsh environments
- The most cost-effective alternative to the post-galvanized process
- Magnelis® has a natural dark grey, spangle-free smooth aesthetic appearance.
- Magnelis® is the optimal coating to protect against atmospheric corrosion,
it: Withstands the harshest of environments the destruction of coating that occurs in an ammonia environment is seven times less with Magnelis® than with a standard zinc coating and in highly alkaline environments (those with a pH between 10 and 13)
Magnelis® corrosion resistance trumps other metallic coatings
- Protects exposed cut edges from corrosive reactions thanks to a thin zinc-based protective film with magnesium
- Guarantees a longer-lasting, active coating protection over time



Welding of Magnelis®

- Most used welding processes are suitable with Magnelis® coating; GMAW, TIG, HFI, Spot, Laser, Plasma etc..
- Welding parameters for Magnelis® are similar to galvanized material welding parameters
- Despite lower coating thickness it provides the same corrosion resistance besides improved weldability.
- For corrosion protection it is necessary to re-apply over the welded point.



Magnelis® Welding Protection

- As with other coatings, Magnelis® coating can be damaged in the welding zone. Depending on the application, the corrosion resistance – thanks to the self-healing effect of Magnelis® coating can be sufficient. If not, measures can be taken to re-protect the weld zone.
- Re – protection of weld via application of a layer of typically Al, Al/Zn (e.g. 85%/15%) or Zn which can be applied by Electric Arc Spraying and/or painting/brushing.



Self-healing Property

One of the most remarkable properties of Magnelis® is its ability to self-heal on cut edges. This is typically where corrosion begins.

A zinc-based protective film containing magnesium forms on the cut edge to protect it from the environment.


Magnelis® also demonstrates superior performance in industry-standard salt spray tests. Steels coated with Magnelis® showed no signs of corrosion weeks after other samples were completely corroded. Magnelis® performs more than three times better than galvanized steels.



Magnelis® Excellent Workability


Thanks to its highly resistant, adherent metallic layer, Magnelis® can be formed in a variety of methods, including bending, drawing, profiling etc. By decreasing the amount of metallic coating, while safeguarding corrosion resistance levels, spot welding is consequently improved. A protective oxide barrier covers the weld, preventing the development of red rust. Thinner coating facilitates processing and delivers substantial savings. Magnelis® performs three times better than standard galvanized steel, reduces powdering effect and loses less coating weight in processing tools.

MekoMag is recommended the use of Magnelis® tubes in Solar Projects, Civil Works & Steel Constructions Project, Animal Housing, Agriculture and Greenhouse Project, fencing and other applications. The feedback we get from our customers is extremely positive.




Mekomag is made with ArcelorMittal's
Magnelis® self-healing metallic coated steel

 **MEKOMAG**  ArcelorMittal



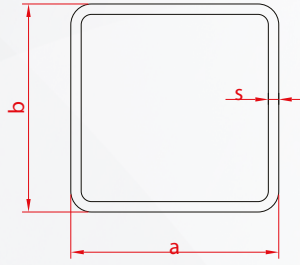

Magnelis®



STANDARD TUBES AND PROFILES

As KMC Group, we serve to automotive main industry, furniture, domestic appliance, steel goods, decoration, heating & cooling, air conditioning, civil works & steel construction, scaffolding profiles, heated towel rack, solar energy systems, and agricultural irrigation & greenhouse industries by specially produced profiles with MEKO Brand. We continue to our stabilized commercial life for over half century, with annually 150 thousand trade capacity of Carbon Steel, Galvanized, Hot Rolled and pre-painted on demand and following the latest technology in order to serve you better. We maintain our quality perspective by performing physical & chemical tests in our own in house laboratories and R&D center, from raw material to finished products, using EC (Eddy Current), leak proof test, zinc spray coating on welding point and internal deburring processes. Your special cut to length requirements can be done in our computer controlled CNC and multi saw lines. We provide our best of services to you with ISO 9001 and IATF 16949 quality certificates being environmentally friendly and mindful to labors and occupational safety measurements.

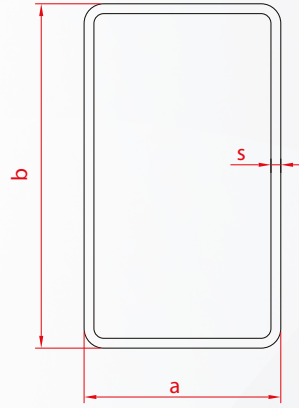

SQUARE PROFILES



DIMENSIONS	(S) THICKNESS (mm)														
	0.50	0.60	0.70	0.80	0.90	1.00	1.20	1.50	2.00	2.50	3.00	4.00	5.00	6.00	7.00
External Dimension	Weight Kg/m														
a x b (mm)															
10x10	0,149	0,176	0,204	0,230	0,256	0,281	0,329								
12x12	0,180	0,214	0,248	0,280	0,312	0,344	0,405								
12.7x12.7	0,191	0,227	0,263	0,298	0,332	0,366	0,431								
15x15	0,227	0,271	0,313	0,356	0,397	0,438	0,518	0,632							
16x16	0,243	0,290	0,335	0,381	0,425	0,469	0,555	0,679							
18x18	0,274	0,327	0,379	0,431	0,482	0,532	0,631	0,773	0,998						
19x19	0,290	0,346	0,401	0,456	0,510	0,564	0,668	0,820	1,061						
20x20	0,306	0,365	0,423	0,481	0,538	0,595	0,706	0,868	1,124						
25x25		0,459	0,533	0,607	0,680	0,752	0,894	1,103	1,438	1,756					
25,4x25,4		0,467	0,542	0,617	0,691	0,764	0,909	1,122	1,463	1,787					
30x30		0,553	0,643	0,732	0,821	0,909	1,083	1,339	1,752	2,148	2,392				
31,75x31,75			0,682	0,776	0,870	0,964	1,149	1,421	1,862	2,286	2,557				
35x35				0,858	0,962	1,066	1,271	1,574	2,066	2,541	2,863				
40x40				0,984	1,104	1,223	1,460	1,810	2,380	2,933	3,334	4,252			
45x45						1,380	1,648	2,045	2,694	3,326	3,805	4,880			
50x50							1,836	2,281	3,008	3,718	4,276	5,508			
55x55							2,025	2,516	3,322	4,111	4,747	6,136			
60x60							2,213	2,752	3,636	4,503	5,218	6,764			
70x70								3,223	4,264	5,288	6,160	8,020			
75x75									4,578	5,681	6,631	8,648			
80x80									4,892	6,073	7,102	9,276			
100x100									6,148	7,643	8,986	11,788			
120x120										9,213	10,870	14,300	17,634	20,871	24,012
150x150											13,696	18,068	22,344	26,523	30,606

Please contact us for your orders except for the mentioned measures above.

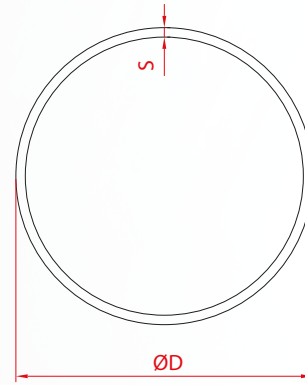

RECTENGULAR PROFILES



DIMENSIONS	(S) THICKNESS (mm)														
	0.50	0.60	0.70	0.80	0.90	1.00	1.20	1.50	2.00	2.50	3.00	4.00	5.00	6.00	7.00
External Dimension	Weight Kg/m														
a x b (mm)															
10x20	0,227	0,271	0,313	0,356	0,397	0,438	0,518	0,632							
10x30	0,306	0,365	0,423	0,481	0,538	0,595	0,706	0,868	1,124						
11x40		0,469	0,544	0,619	0,694	0,768	0,913	1,127	1,469	1,795					
15x20	0,266	0,318	0,368	0,418	0,468	0,516	0,612	0,750	0,967						
15x25	0,306	0,365	0,423	0,481	0,538	0,595	0,706	0,868	1,124						
15x30		0,412	0,478	0,544	0,609	0,673	0,800	0,985	1,281	1,559					
20x30		0,459	0,533	0,607	0,680	0,752	0,894	1,103	1,438	1,756					
20x40		0,553	0,643	0,732	0,821	0,909	1,083	1,339	1,752	2,148	2,392				
20x60				0,984	1,104	1,223	1,460	1,810	2,380	2,933	3,334				
26x66						1,349	1,610	1,998	2,631	3,247	3,711				
25x40				0,795	0,892	0,987	1,177	1,456	1,909	2,344	2,627				
27x40				0,820	0,920	1,019	1,215	1,503	1,971	2,423					
30x40				0,858	0,962	1,066	1,271	1,574	2,066	2,541	2,863				
30x50				0,984	1,104	1,223	1,460	1,810	2,380	2,933	3,334	4,252			
30x60						1,380	1,648	2,045	2,694	3,326	3,805	4,880			
30x70							1,836	2,281	3,008	3,718	4,276	5,508			
30x90							2,213	2,752	3,636	4,503	5,218	6,764			
30x120								4,578	5,681	6,631	8,648				
31,5x43,5				0,921	1,033	1,144	1,365	1,692	2,223	2,737	3,098				
38x75								2,587	3,416	4,228	4,888	6,324			
40x50				1,109	1,245	1,380	1,648	2,045	2,694	3,326	3,805	4,880			
40x60							1,836	2,281	3,008	3,718	4,276	5,508			
40x80								2,752	3,636	4,503	5,218	6,764			
40x120									4,892	6,073	7,102	9,276			
50x60							2,025	2,516	3,322	4,111	4,747	6,136			
50x70								2,752	3,636	4,503	5,218	6,764			
50x100									4,578	5,681	6,631	8,648			
60x80									4,264	5,288	6,160	8,020			
60x100									4,892	6,073	7,102	9,276			
60x120									5,520	6,858	8,044	10,532			
63,5x88,9									4,653	5,775	6,744	8,799			
80x120									6,148	7,643	8,986	11,788	14,494	17,103	19,616
100x200											13,696	18,068	22,344	26,523	30,606

Please contact us for your orders except for the mentioned measures above.

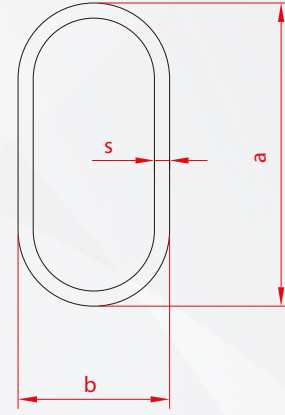

TUBE PROFILES



DIMENSIONS	(S) THICKNESS (mm)																	
	External Dimension	0,40	0,50	0,60	0,70	0,80	0,90	1,00	1,20	1,50	2,00	2,50	3,00	4,00	5,00	6,00	7,00	
ØD		Weight Kg/m																
10	0,095	0,117	0,139	0,161	0,182	0,202												
12	0,114	0,142	0,169	0,195	0,221	0,246	0,271	0,320										
13	0,124	0,154	0,183	0,212	0,241	0,269	0,296	0,349	0,425									
14	0,134	0,166	0,198	0,230	0,260	0,291	0,321	0,379	0,462									
16	0,154	0,191	0,228	0,264	0,300	0,335	0,370	0,438	0,536									
17	0,164	0,203	0,243	0,281	0,320	0,357	0,395	0,466	0,573									
18	0,174	0,216	0,257	0,299	0,339	0,379	0,419	0,497	0,610									
19	0,183	0,228	0,272	0,316	0,359	0,402	0,444	0,527	0,647	0,838								
19,7	0,190	0,237	0,283	0,328	0,373	0,417	0,461	0,547	0,673	0,873								
20	0,193	0,240	0,287	0,333	0,379	0,424	0,468	0,556	0,684	0,888								
21	0,203	0,253	0,302	0,350	0,398	0,446	0,493	0,586	0,721	0,937								
22	0,213	0,265	0,317	0,368	0,418	0,468	0,518	0,615	0,758	0,986								
23,5	0,228	0,284	0,339	0,394	0,448	0,502	0,555	0,660	0,814	1,060								
25		0,302	0,361	0,419	0,477	0,535	0,592	0,704	0,869	1,134	1,387							
25,4			0,367	0,426	0,485	0,544	0,602	0,716	0,884	1,154	1,412							
27			0,391	0,454	0,517	0,579	0,641	0,764	0,943	1,233	1,511							
28			0,405	0,471	0,537	0,601	0,666	0,793	0,980	1,282	1,572							
29,7			0,431	0,501	0,570	0,639	0,708	0,843	1,043	1,366	1,677							
30			0,435	0,506	0,576	0,646	0,715	0,852	1,054	1,381	1,695							
32			0,465	0,540	0,616	0,690	0,765	0,911	1,128	1,479	1,818							
33,5			0,487	0,566	0,645	0,724	0,801	0,956	1,184	1,554	1,911							
33,8			0,491	0,571	0,651	0,730	0,809	0,965	1,195	1,568	1,930							
34			0,494	0,575	0,655	0,735	0,814	0,970	1,202	1,578	1,942							
35			0,509	0,592	0,675	0,757	0,838	1,000	1,239	1,628	2,004							
38				0,644	0,734	0,823	0,912	1,089	1,350	1,776	2,189	2,589						
40					0,773	0,868	0,962	1,148	1,424	1,874	2,312							
42					0,813	0,912	1,011	1,207	1,498	1,973	2,435	2,885						
45					0,872	0,979	1,085	1,296	1,609	2,120	2,620	3,107						
48					0,931	1,045	1,159	1,385	1,720	2,268	2,805	3,329	4,340					
51					0,990	1,112	1,233	1,474	1,831	2,417	2,990	3,551	4,636					
54							1,307	1,562	1,942	2,564	3,175	3,773	4,932					
57							1,381	1,651	2,053	2,712	3,360	3,995	5,228					
60								1,740	2,164	2,860	3,545	4,217	5,524					
63								1,829	2,275	3,008	3,730	4,439	5,820					
65								1,888	2,349	3,107	3,853	4,587	6,017					
70								2,036	2,533	3,353	4,161	4,956	6,510					
72								2,095	2,607	3,452	4,284	5,104	6,707					
73								2,124	2,644	3,501	4,346	5,178	6,806					
76								2,213	2,755	3,649	4,532	5,400	7,102					
77								2,243	2,793	3,699	4,593	5,475	7,201					
82								2,391	2,977	3,945	4,901	5,844	7,694					
89									3,236	4,291	5,333	6,363	8,360					
94										4,538	5,641	6,733	8,878					
96										4,635	5,765	6,879	9,074					
102										4,932	6,135	7,324	9,667					
114										5,524	6,874	8,212	10,851					
127										6,165	7,676	9,174	12,133					
130											7,859	9,934	12,427	15,410	18,345	21,234		
190,5												13,872	18,397	22,874	27,300	31,678		

Please contact us for your orders except for the mentioned measures above.

OVAL & ELIPSE PROFILES



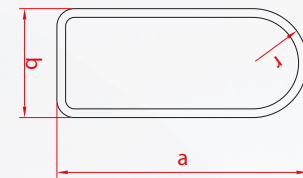

DIMENSIONS	[S] THICKNESS (mm)						
	0,80	0,90	1,00	1,20	1,50	2,00	3,00
External Dimension							
a x b (mm)	Weight Kg/m						
14x8	0,239	0,268	0,298	0,358	0,447		
16x8	0,257	0,290	0,322	0,386	0,483		
20x10	0,314	0,353	0,393	0,471	0,577	0,769	
25x15	0,414	0,466	0,518	0,622	0,777	1,005	
30x10	0,433	0,487	0,542	0,650	0,812	1,036	
30x15	0,490	0,551	0,612	0,735	0,918	1,225	
30x70		1,258	1,397	1,677	2,096	2,795	4,192
35x15	0,553	0,622	0,691	0,829	1,036	1,382	
35x20	0,590	0,664	0,738	0,885	1,107	1,476	
40x20	0,653	0,735	0,816	0,980	1,213	1,601	

Please contact us for your orders except for the mentioned measures above.

DIMENSIONS	[S] THICKNESS (mm)						
	0,80	0,90	1,00	1,20	1,50	2,00	3,00
External Dimension							
a x b (mm)	Weight Kg/m						
45x15	0,685	0,770	0,856	1,027	1,272	1,680	
48x20	0,747	0,841	0,934	1,112	1,389	1,853	
50x20	0,772	0,869	0,966	1,159	1,448	1,915	
50x25		0,904	1,005	1,206	1,507	2,010	2,991
50x30		0,904	1,005	1,206	1,507	2,010	2,991
55x25		0,975	1,083	1,300	1,625	2,167	3,226
60x20		0,975	1,083	1,300	1,625	2,167	
60x30			1,209	1,451	1,813	2,418	3,603
63x50			1,413	1,696	2,120	2,826	4,215
68x50			1,515	1,818	2,273	3,030	4,522
80x25				1,752	2,190	2,920	4,380

Please contact us for your orders except for the mentioned measures above.

D PROFILES



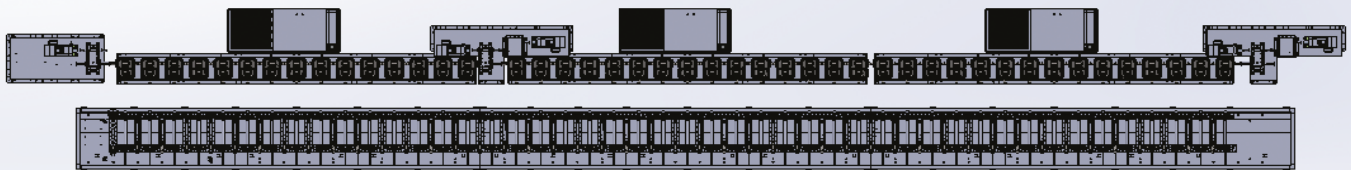
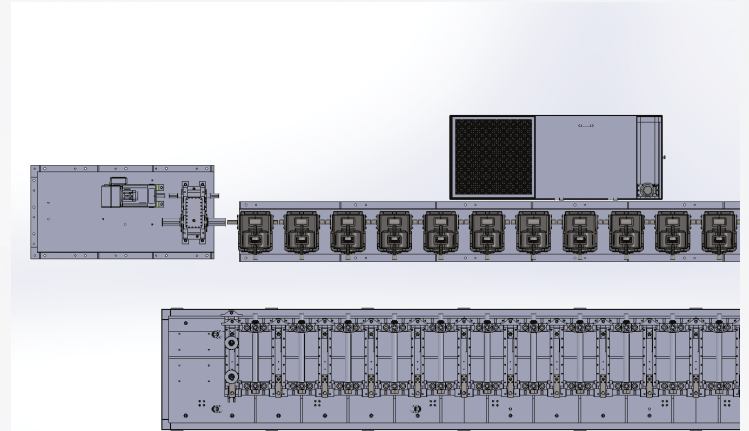
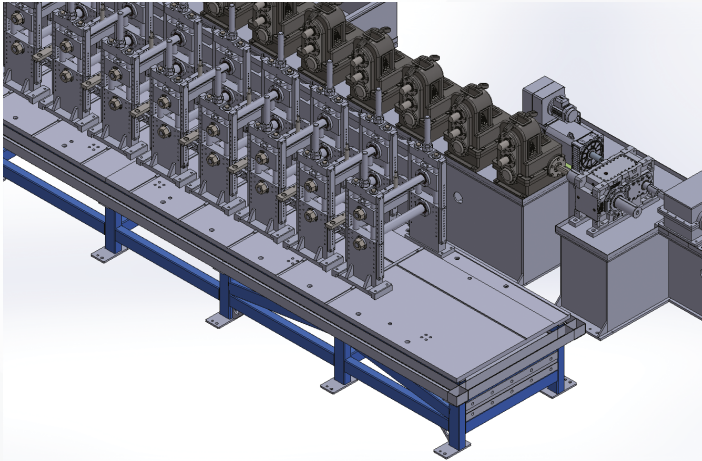

DIMENSIONS	[S] THICKNESS (mm)							
	0,60	0,70	0,80	0,90	1,00	1,20	1,50	2,00
External Dimension								
a x b (mm)	Weight Kg/m							
30x20			0,576	0,646	0,715	0,852	1,050	1,250
30x15			0,528	0,593	0,659	0,791	0,989	1,287
30x40			0,754	0,848	0,942	1,130	1,413	1,884
35x20			0,615	0,69	0,764	0,912	1,120	1,340
40x20			0,694	0,779	0,863	1,030	1,270	1,520
38x26			0,747	0,841	0,934	1,112	1,389	1,853
40x30					0,962	1,148	1,425	1,696
50x25					1,083	1,300	1,625	2,167
60x50					1,510	1,812	2,265	3,020

Please contact us for your orders except for the mentioned measures above.

PACKING



Roll forming line
containing 46 stations






KMCGROUP



MEKOTUBING

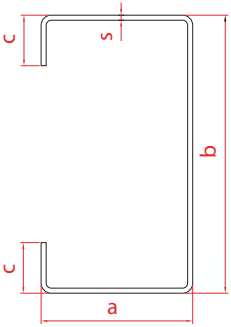



SPECIAL PROFILES

- C & U profiles
- Tubes and profiles in special cross-section,
- Air conditioning plant's construction profiles
- Profiles for furniture Industry
- Shelving profiles
- Conveyor profiles
- Roller blinds & awnings profiles
- Roller shutter profiles (octagonal shaped)

The design and production of our molds and fixtures that are used in every stage of the production are produced by our own experienced technical team. On special profiles punching, bending, edge reducing, edging, end cutting and similar requested applications can be performed to have them as semi and finished product.

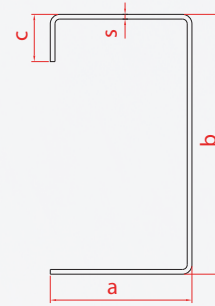

C PROFILES



Dimensions	A (mm)	B (mm)	C (mm)	S (mm)
Min.	5	10	10	0,5
Max.	245	500	150	8

All types of C profiles which their minimum and maximum measures are mentioned above are manufactured by our company.


C PROFILES



Dimensions	A (mm)	B (mm)	C (mm)	S (mm)
Min.	5	10	10	0,5
Max.	245	500	150	8

All types of C profiles which their minimum and maximum measures are mentioned above are manufactured by our company.

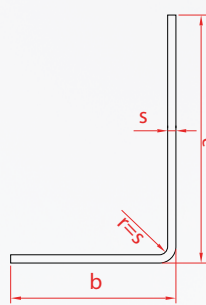

U PROFILES



Dimensions	A (mm)	B (mm)	S (mm)
Min.	5	10	0,5
Max.	500	245	8

All types of U profiles which their minimum and maximum measures are mentioned above are manufactured by our company.

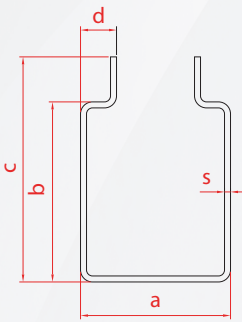

L PROFILES



Dimensions	A (mm)	B (mm)	S (mm)
Min.	10	5	0,5
Max.	500	245	8

All types of L profiles which their minimum and maximum measures are mentioned above are manufactured by our company.

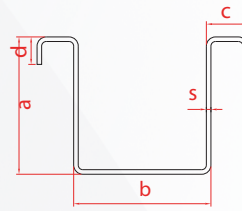

STANDARD OPEN SHAPED PROFILES



Dimensions	A (mm)	B (mm)	C (mm)	D (mm)	S (mm)
Min.	30	30	55	8	0,5
Max.	400	230	245	150	8

All types of profiles which their minimum and maximum measures are mentioned above are manufactured by our company.

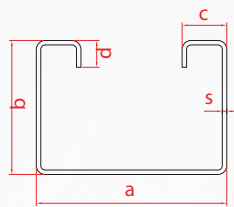

STANDARD OPEN SHAPED PROFILES



Dimensions	A (mm)	B (mm)	C (mm)	D (mm)	S (mm)
Min.	20	20	10	5	0,5
Max.	400	245	100	50	8

All types of profiles which their minimum and maximum measures are mentioned above are manufactured by our company.

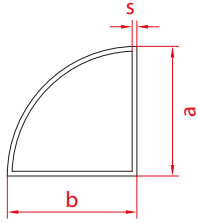

STANDARD OPEN SHAPED PROFILES



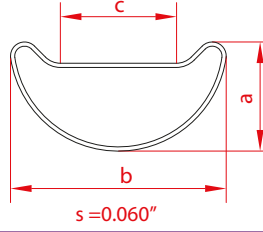

Dimensions	A (mm)	B (mm)	C (mm)	D (mm)	S (mm)
Min.	20	20	10	5	0,5
Max.	400	245	100	50	8

All types of profiles which their minimum and maximum measures are mentioned above are manufactured by our company.

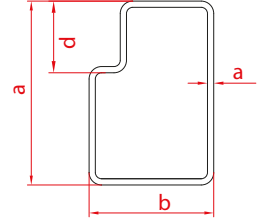





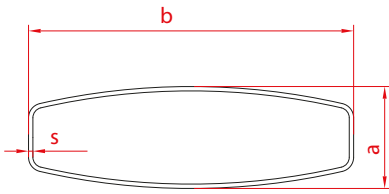

OZL-01



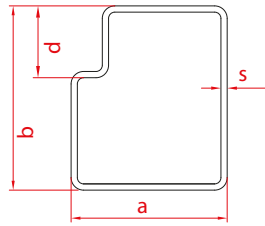

OZL-02



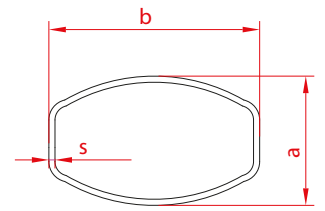

OZL-03



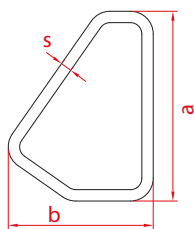

OZL-04



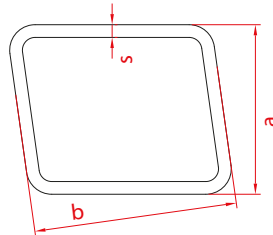

OZL-05



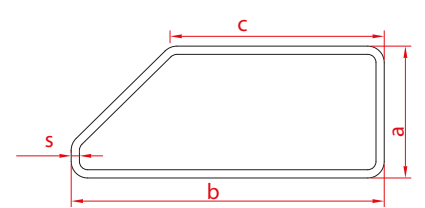

OZL-06



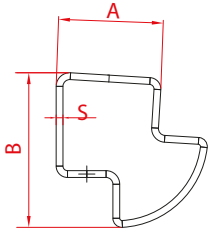

OZL-07



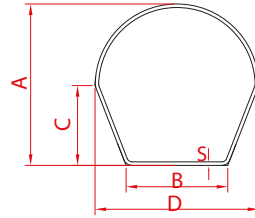

OZL-08



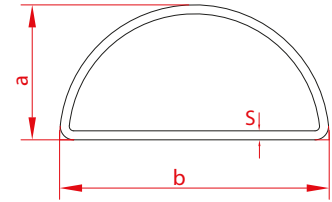

OZL-09



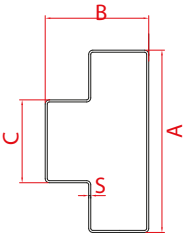
OZL-10



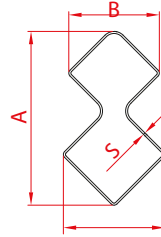

OZL-11



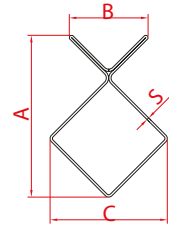

OZL-12



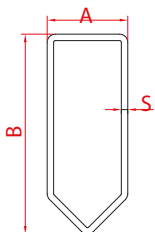

OZL-13



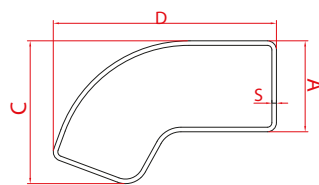

OZL-14



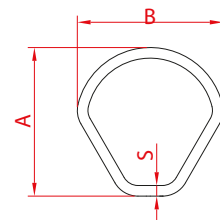

OZL-15



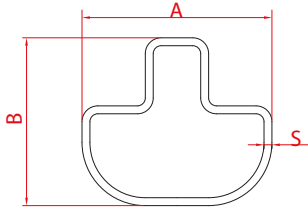

OZL-16



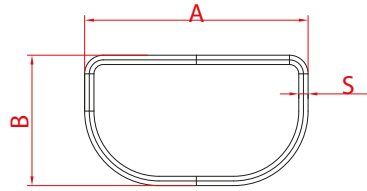

OZL-17



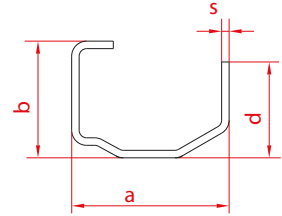

OZL-18



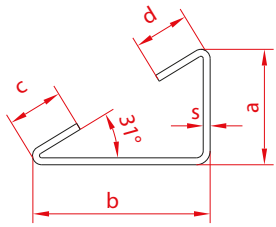

OZL-19



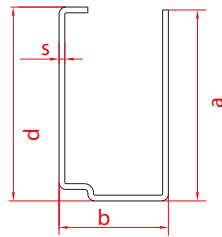

OZL-20



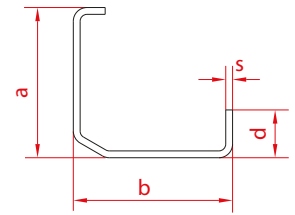

OZL-21



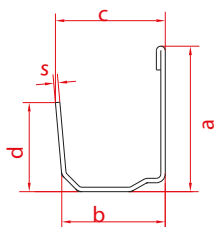

OZL-23



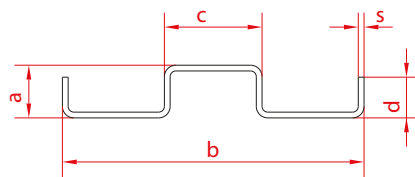

OZL-24



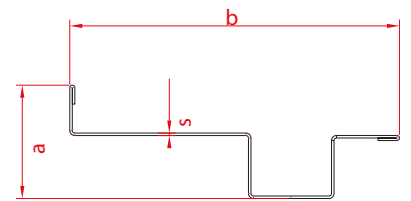

OZL-25



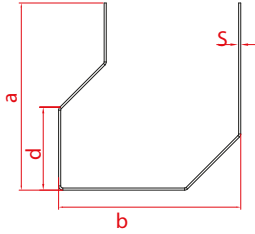

OZL-26



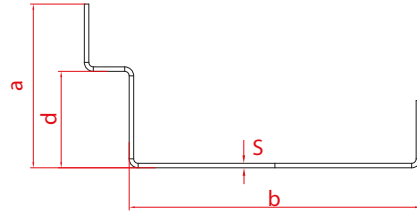

OZL-27



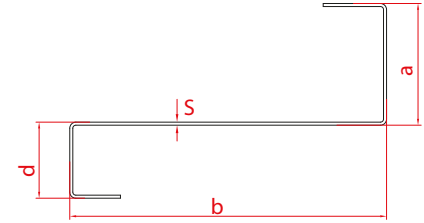

OZL-28



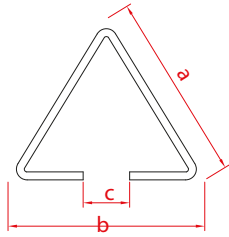

OZL-29



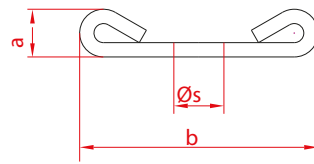

OZL-30



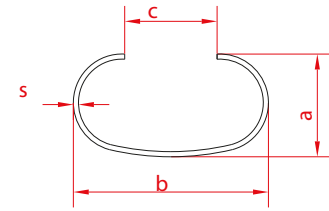

OZL-31



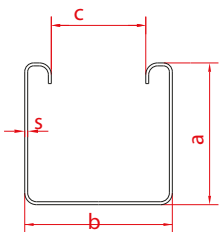

OZL-32



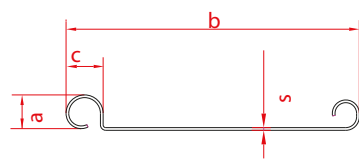

OZL-34



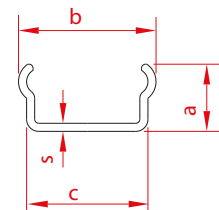

OZL-35



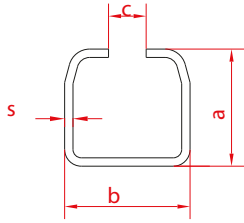

OZL-36



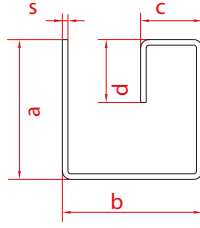

OZL-37



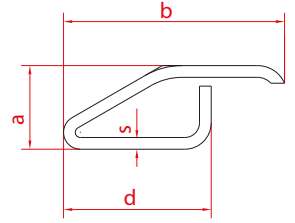

OZL-38



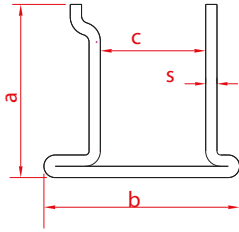

OZL-39



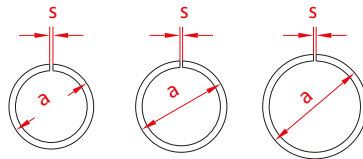
OZL-40



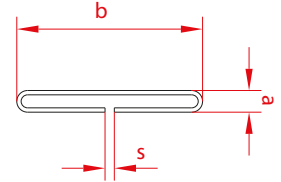

OZL-41



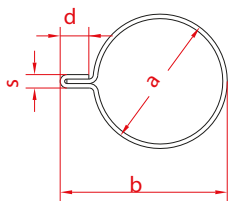

OZL-42



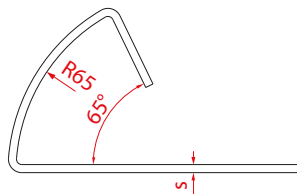

OZL-43



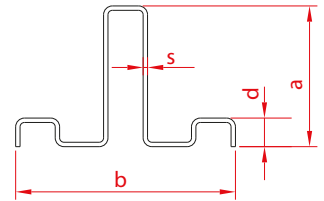
OZL-44



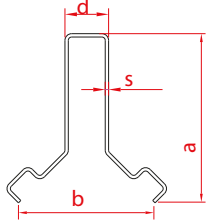

OZL-45



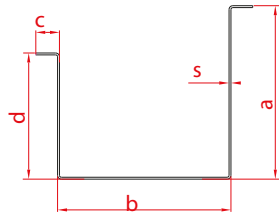

OZL-46



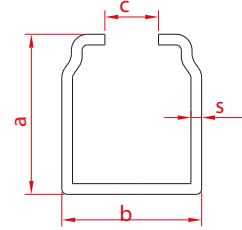

OZL-47



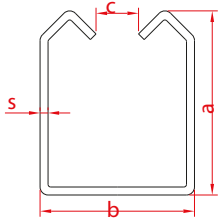

OZL-48



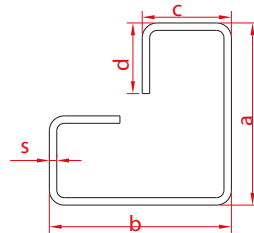

OZL-49



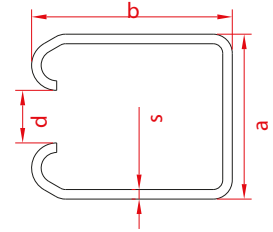

OZL-50



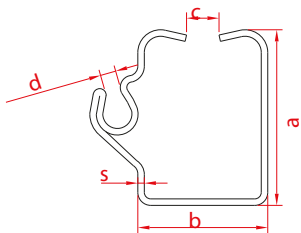

OZL-51



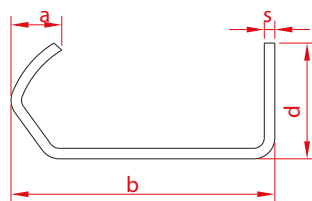

OZL-52



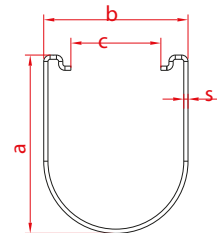

OZL-53



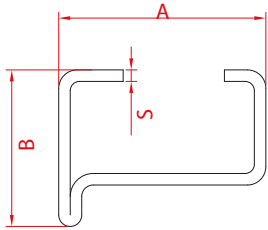

OZL-54



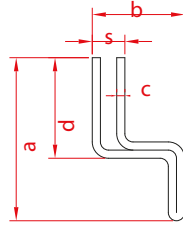

OZL-55



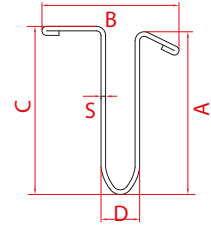

OZL-56



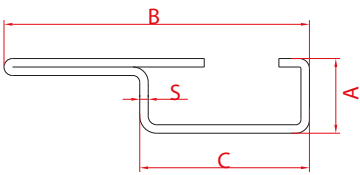

OZL-57



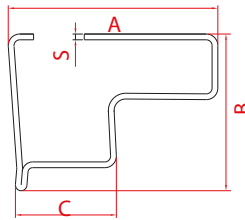

OZL-58



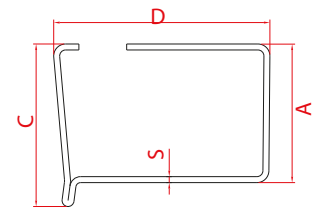

OZL-59



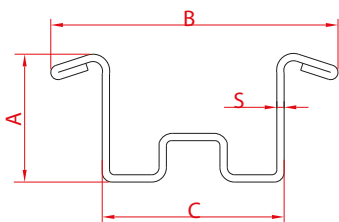

OZL-60



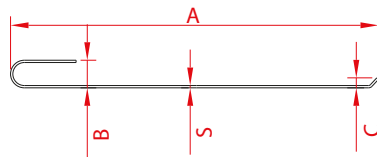

OZL-61



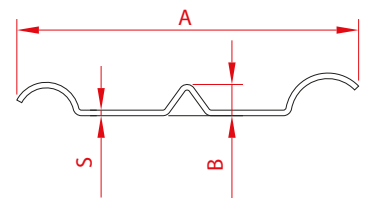

OZL-62



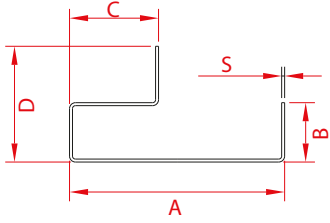

OZL-63



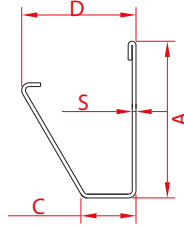

OZL-64



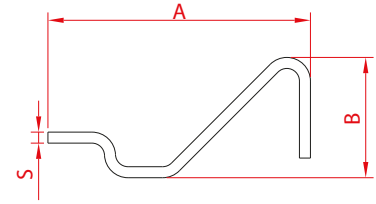

OZL-65



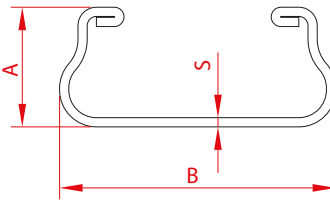

OZL-66



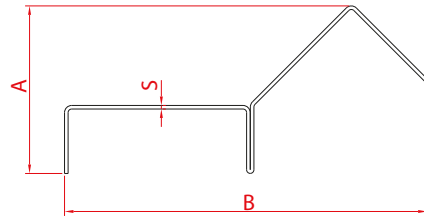

OZL-67



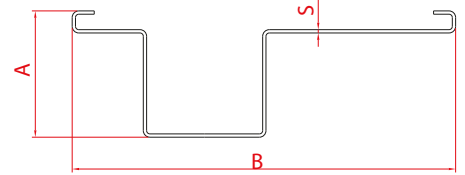

OZL-68



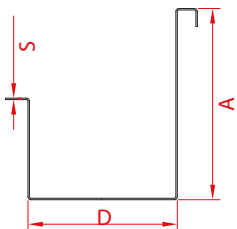

OZL-69



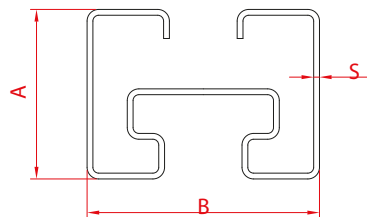

OZL-70



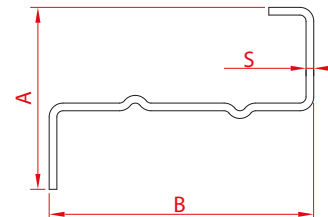

OZL-71



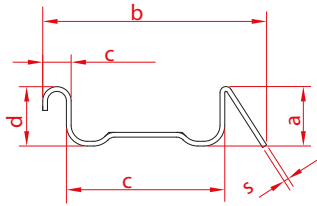

OZL-72



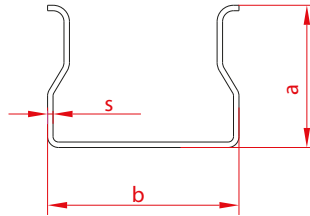

OZL-73



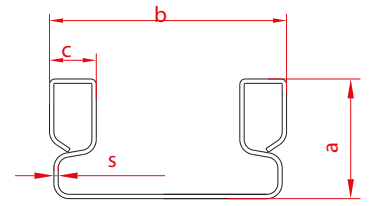

OZL-74



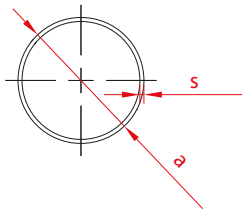

OZL-75



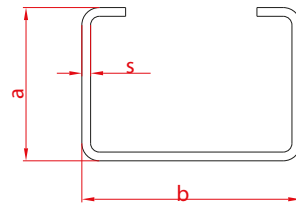

OZL-76



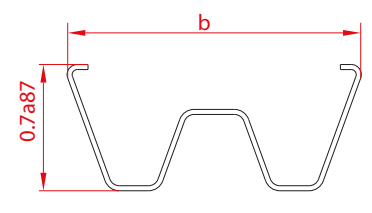

OZL-77



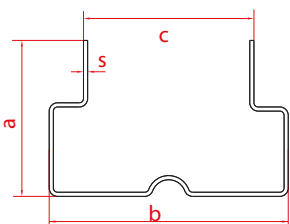

OZL-78



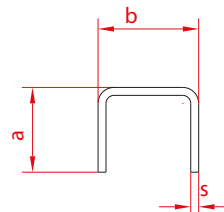

OZL-79



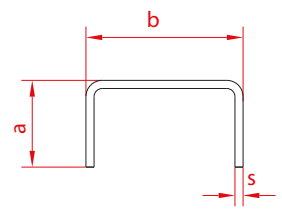

OZL-80



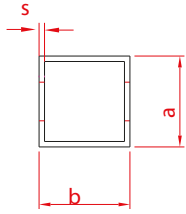

OZL-81



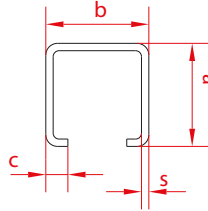
OZL-82



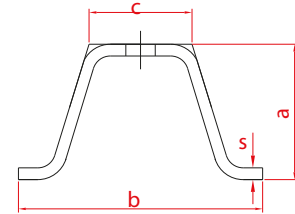

OZL-83



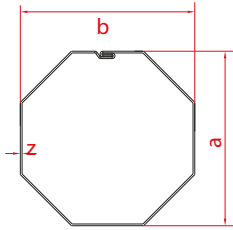

OZL-84



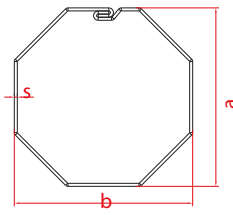

OZL-85



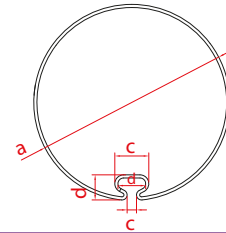

OZL-86



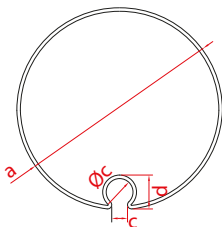

OZL-87



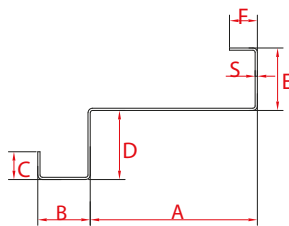

OZL-88



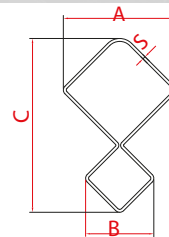

OZL-89



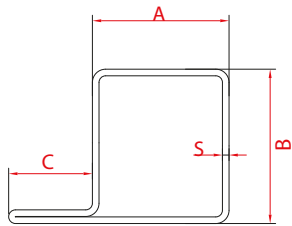

OZL-90



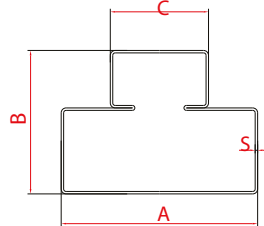

OZL-91



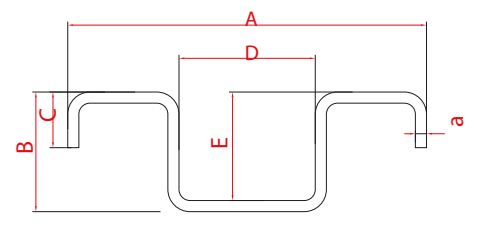

OZL-92



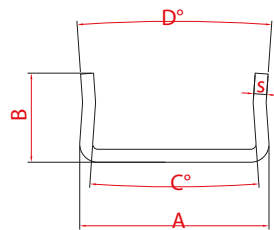

OZL-93



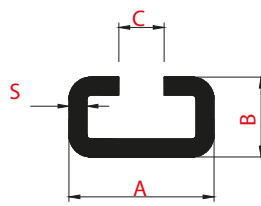

OZL-94



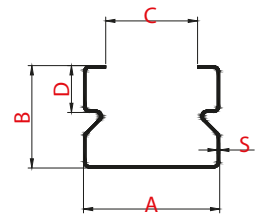

OZL-95



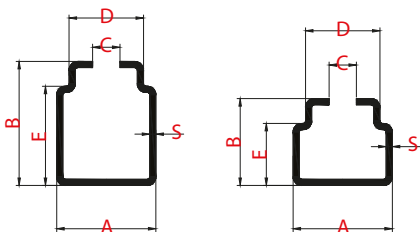

OZL-96



OZL-98

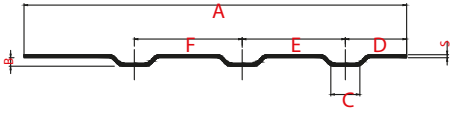



OZL-99

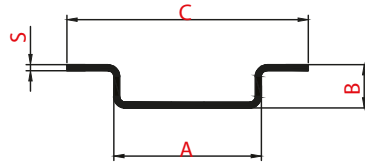



OZL-100

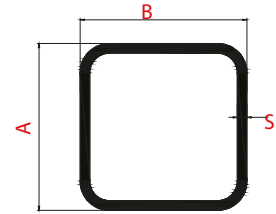




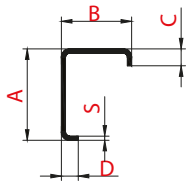

OZL-101



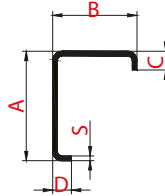

OZL-102



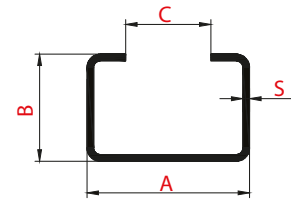

OZL-103



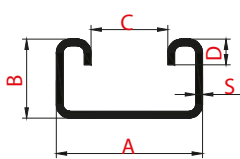

OZL-104



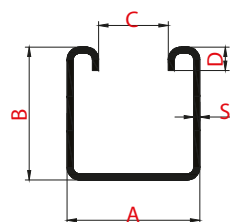
OZL-105



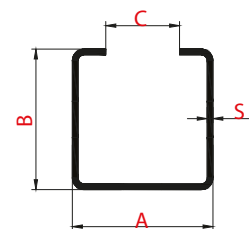
OZL-106



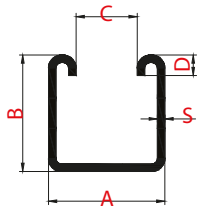

OZL-107



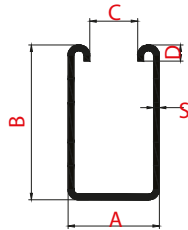

OZL-108



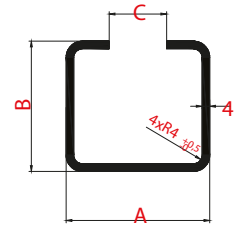

OZL-109



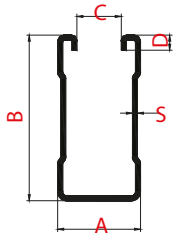

OZL-110



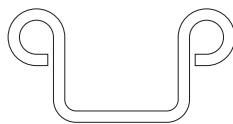

OZL-111




OZL-112



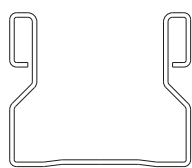

OZL-113




OZL-115



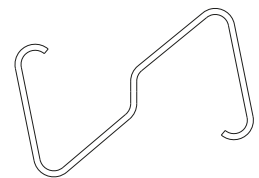

OZL-116



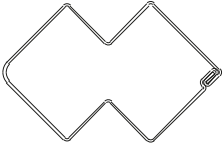

OZL-117



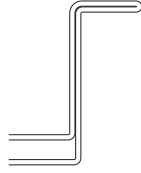

OZL-118




OZL-119




OZL-120



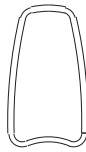

OZL-121



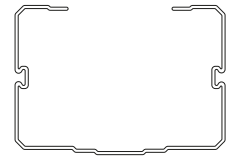

OZL-122




OZL-123



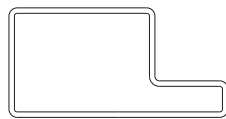

OZL-124



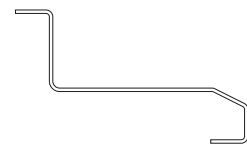

OZL-125



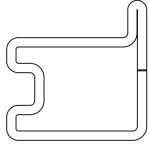

OZL-126




OZL-128



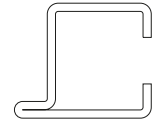

OZL-129



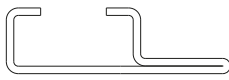

OZL-130




OZL-131



OZL-132



OZL-133

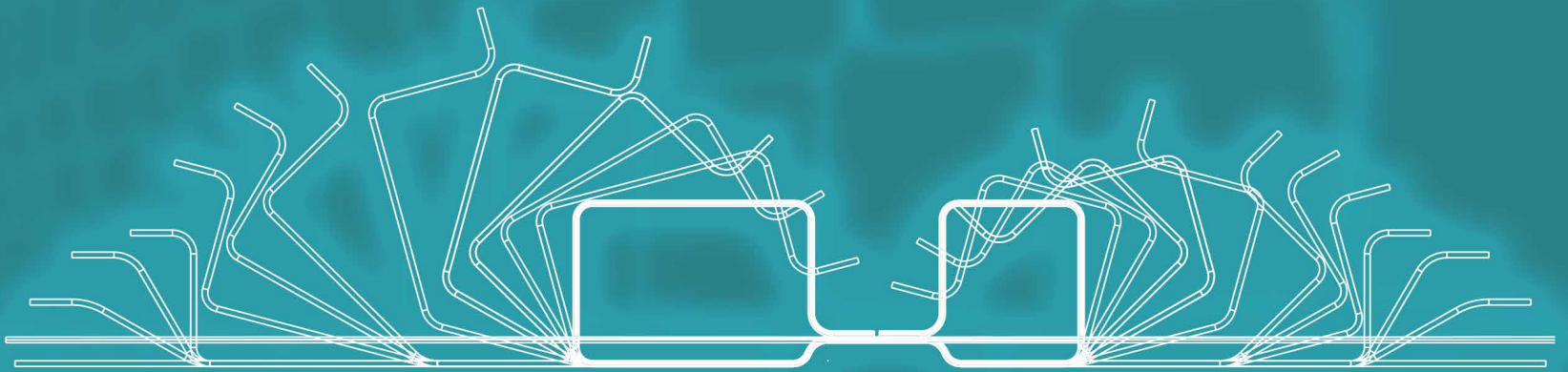




KMCGROUP



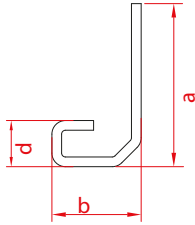

MEKOTUBING



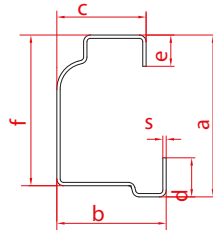

AUTOMOTIVE PROFILES

- Door window frames & window rails
- Glass running rail profile of doors
- Chassis profiles, chassis parts of trucks
- Front & rear bumper of cars
- Air filter cabins
- Sliding door rails
- Seat rails and frames
- Rain gutter
- Alusi exhaust pipe

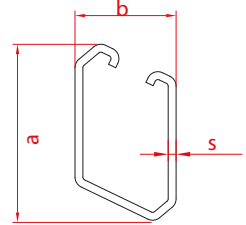

The design and production of our molds and fixtures that are used in every stage of the production are produced by our own experienced technical team. On special profiles punching, bending, edge reducing, edging, end cutting and similar requested applications can be performed to have them as semi and finished product.



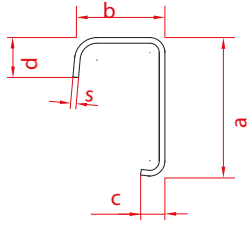

OTM-01



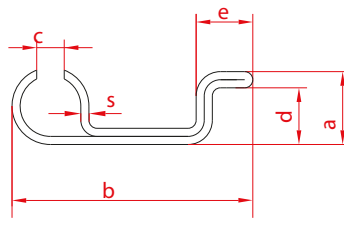

OTM-02



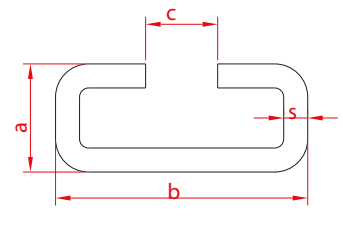

OTM-03



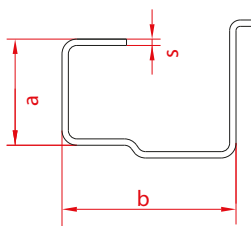

OTM-04



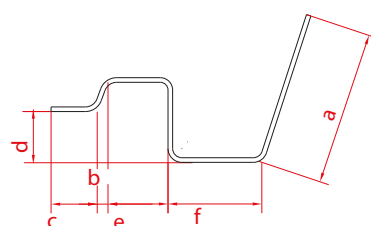

OTM-05



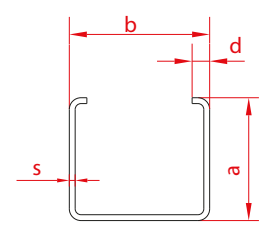

OTM-06



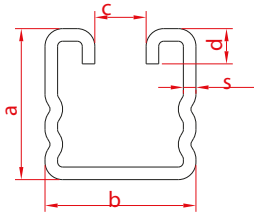

OTM-07



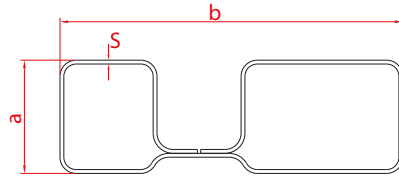

OTM-08



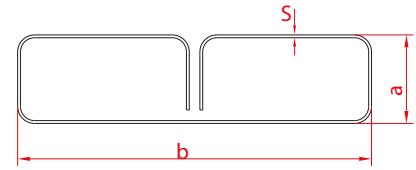

OTM-09



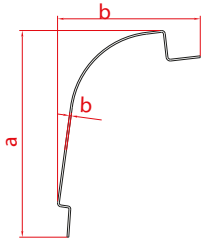

OTM-10



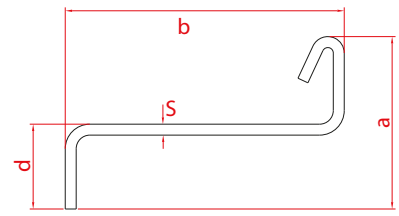

OTM-11



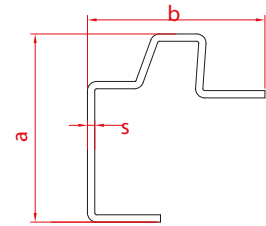

OTM-12



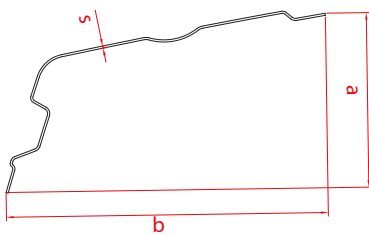

OTM-13



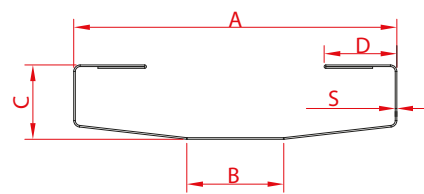

OTM-14



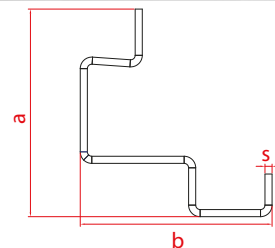

OTM-15



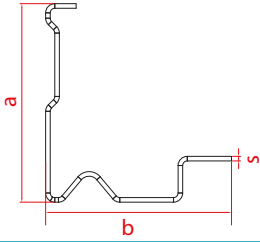

OTM-16



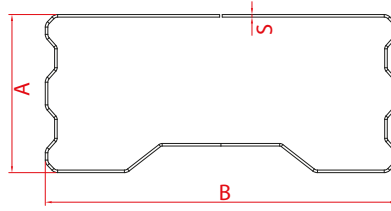

OTM-17



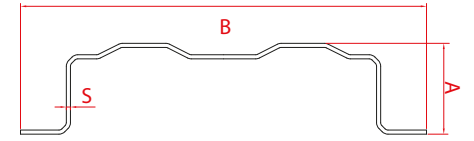

OTM-18



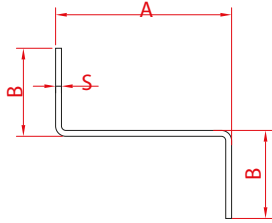

OTM-19




OTM-20



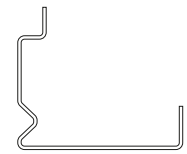

OTM-21




OTM-22



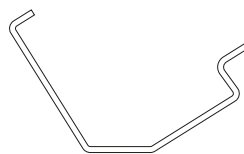

OTM-23




OTM-24



OTM-25



OTM-26



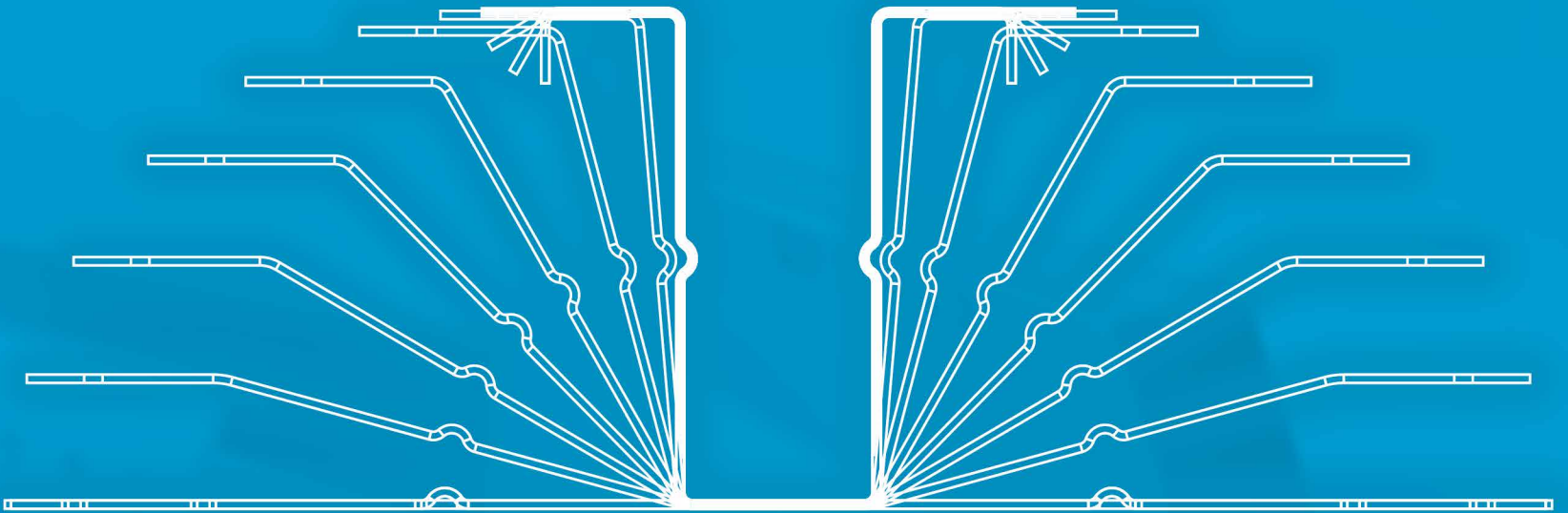
OTM-27



KMCGROUP



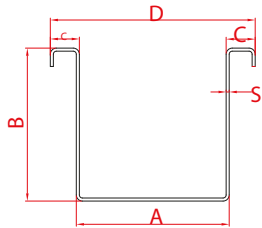

MEKOTUBING



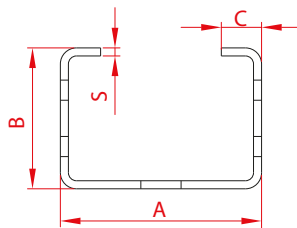
SOLAR ENERGY SYSTEMS PROFILES

- Standard & special open profiles,
- Standard & special seam welded profiles,
- Solar construction profiles with special section & holes.
- Omega profiles

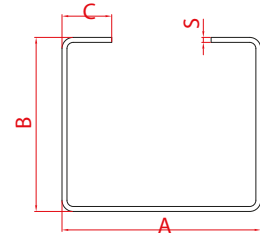

The design and production of our molds and fixtures that are used in every stage of the production are produced by our own experienced technical team. On special profiles punching, bending, edge reducing, edging, end cutting and similar requested applications can be performed to have them as semi and finished product.



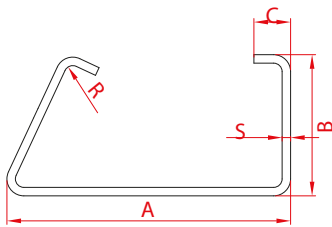

SLR-01



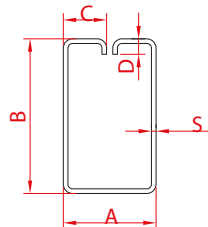

SLR-02



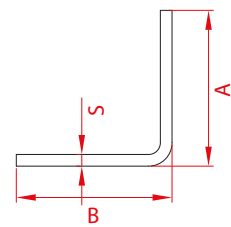

SLR-03



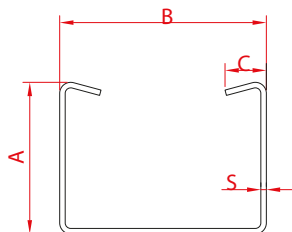

SLR-04



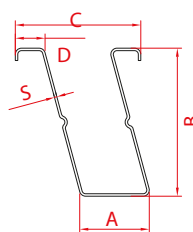
SLR-05



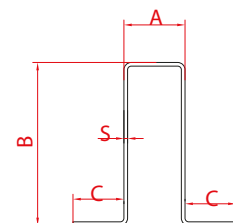

SLR-06



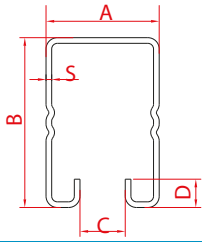

SLR-07



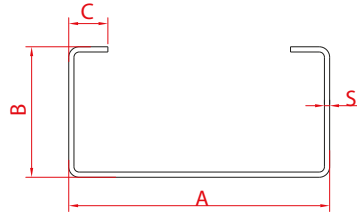

SLR-09




SLR-10



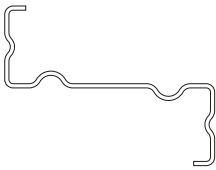

SLR-11



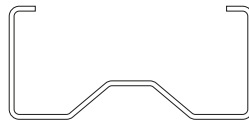

SLR-12



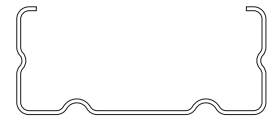

SLR-13




SLR-14




SLR-15



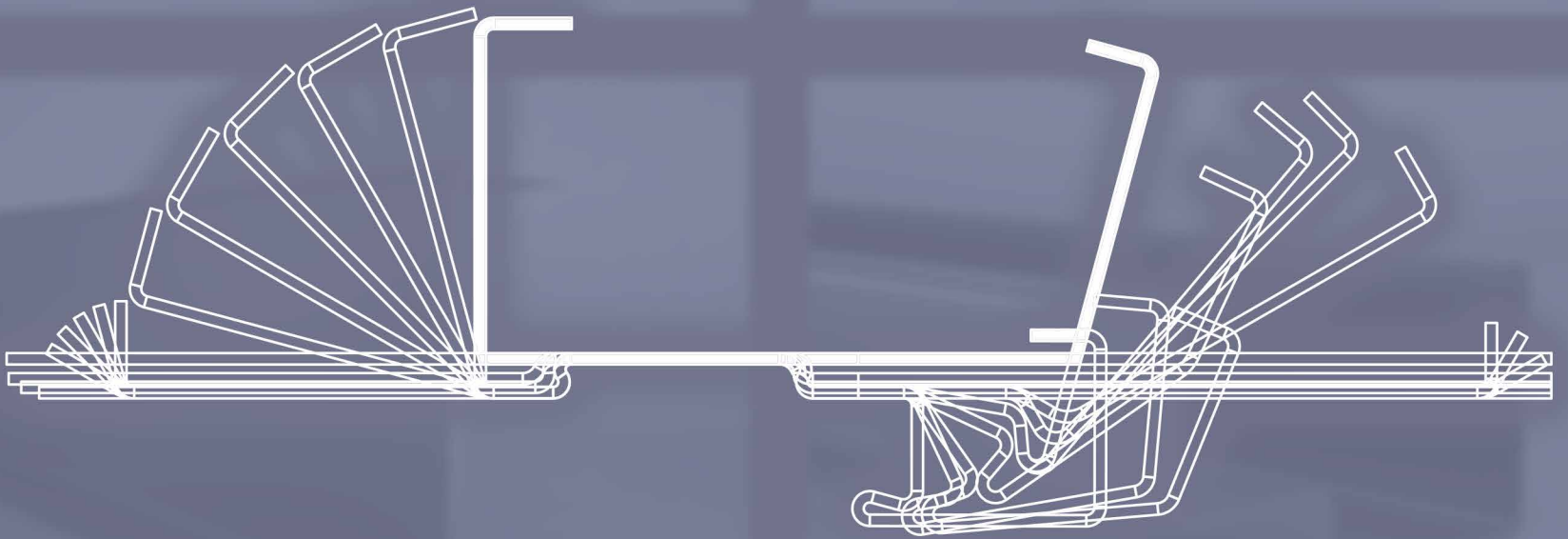
SLR-16



SLR-17



SLR-18

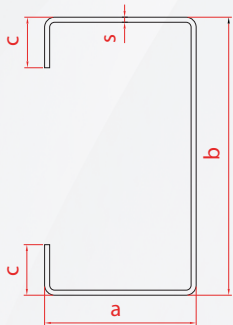



CIVIL WORKS & STEEL CONSTRUCTIONS

- C, Z & SIGMA profiles
- Standard industrial tubes & profiles
- Crane & cornice profiles
- Scaffolding special profiles
- Window & door sub-frame profiles
- PVC joinery support profiles
- Gypsum board wall & suspended ceiling profiles
- Special profiles for steel construction
- Fire door frame
- Door frame

The design and production of our molds and fixtures that are used in every stage of the production are produced by our own experienced technical team. On special profiles punching, bending, edge reducing, edging, end cutting and similar requested applications can be performed to have them as semi and finished product.

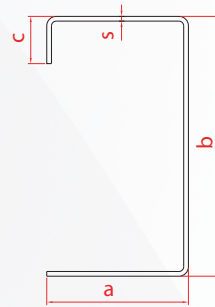

C PROFILES



Dimensions	A (mm)	B (mm)	C (mm)	S (mm)
Min.	5	10	10	0,5
Max.	245	500	150	8

All types of C profiles which their minimum and maximum measures are mentioned above are manufactured by our company.

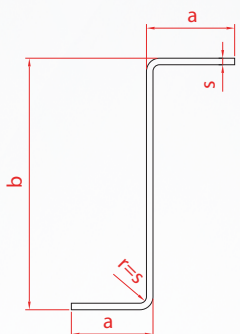

C PROFILES



Dimensions	A (mm)	B (mm)	C (mm)	S (mm)
Min.	5	10	10	0,5
Max.	245	500	150	8

All types of C profiles which their minimum and maximum measures are mentioned above are manufactured by our company.

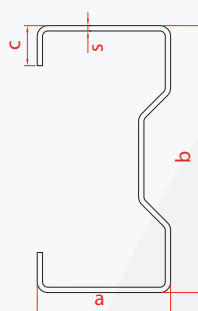

Z PROFILES



Dimensions	A (mm)	B (mm)	S (mm)
Min.	5	10	0,5
Max.	120	500	8

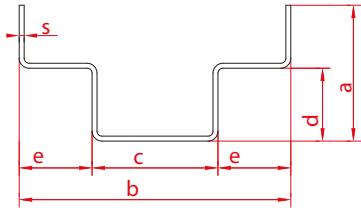

All types of Z profiles which their minimum and maximum measures are mentioned above are manufactured by our company.

SIGMA PROFILES

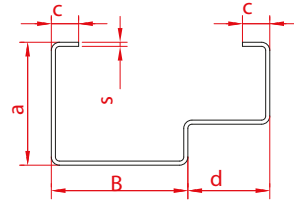



Dimensions	A (mm)	B (mm)	C (mm)	S (mm)
Min.	30	40	10	0,5
Max.	150	500	100	8

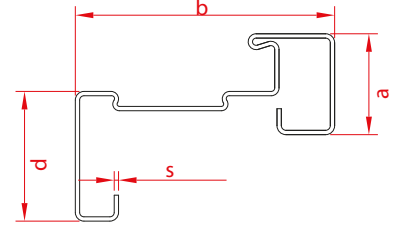

All types of Sigma profiles which their minimum and maximum measures are mentioned above are manufactured by our company.



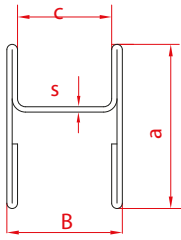

INS-01



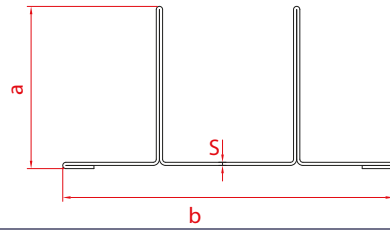

INS-02



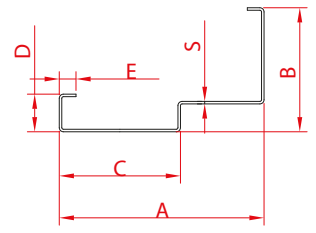

INS-03



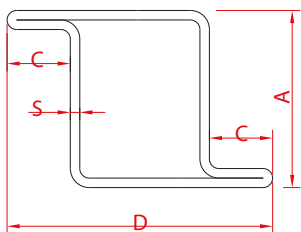

INS-04



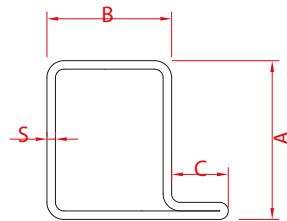

INS-05



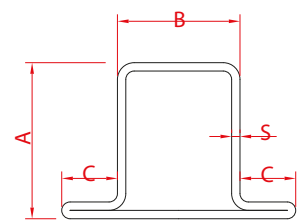

INS-06



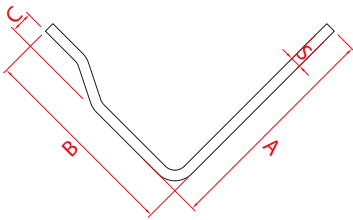

INS-07



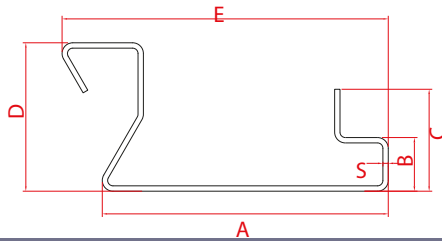

INS-08



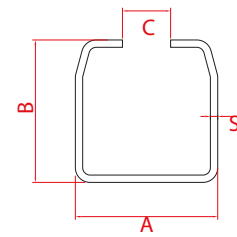

INS-09



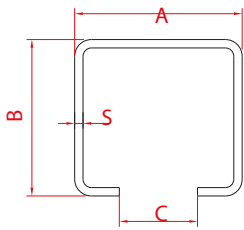

INS-10



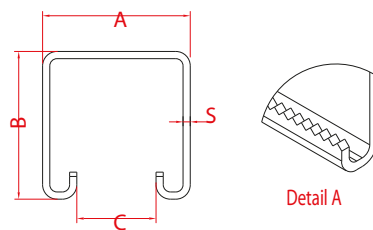
INS-11



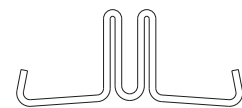

INS-12




INS-13



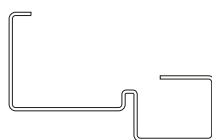

INS-14



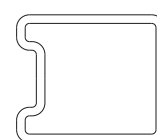

INS-15



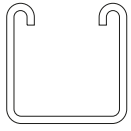

INS-16




INS-17




INS-18



INS-19



INS-20

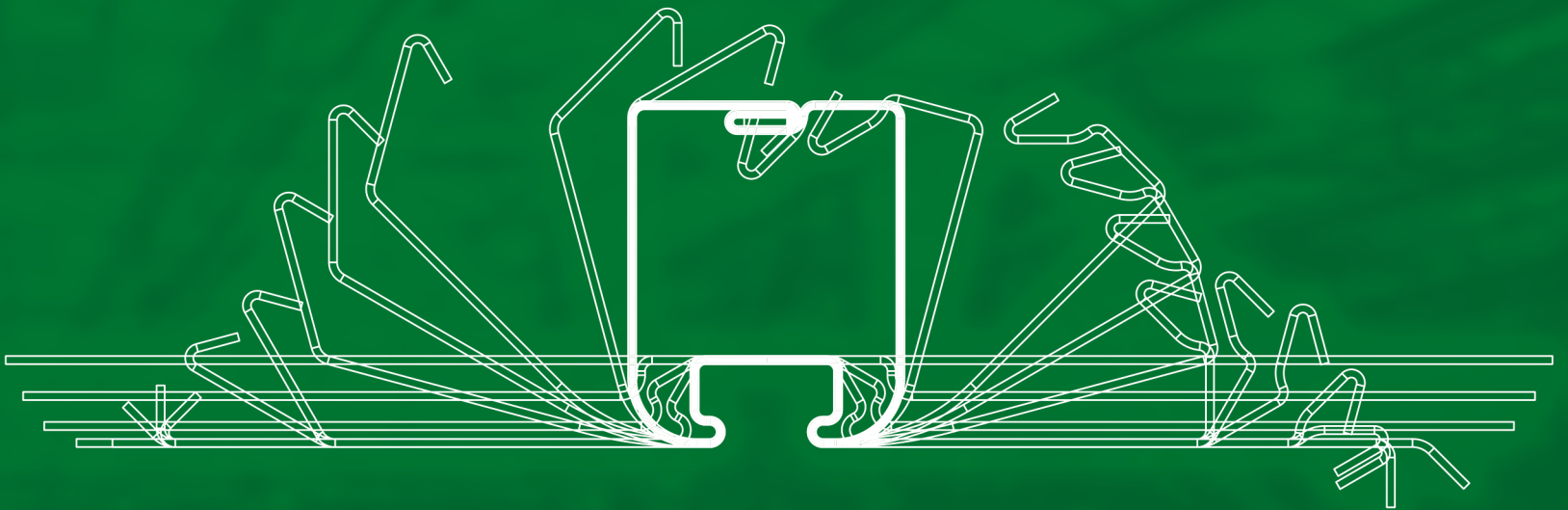




KMCGROUP



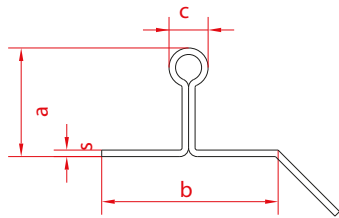

MEKOTUBING



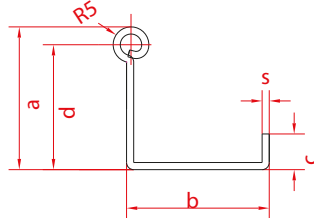

PROFILES FOR AGRICULTURE AND GREENHOUSE

- Greenhouse profiles & parts
- Greenhouse U, L & I clips
- Connection parts
- Tubes and profiles in special cross-section
- Gutter range in different shapes & sizes

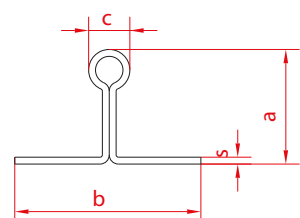

The design and production of our molds and fixtures that are used in every stage of the production are produced by our own experienced technical team. On special profiles punching, bending, edge reducing, edging, end cutting and similar requested applications can be performed to have them as semi and finished product.



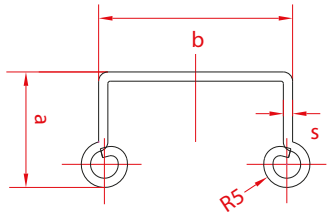

TRM-01



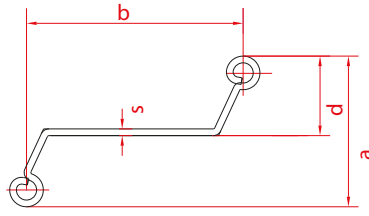

TRM-02



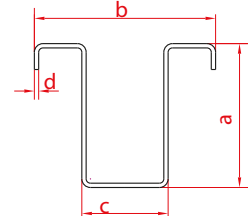

TRM-03



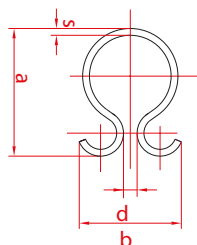

TRM-04



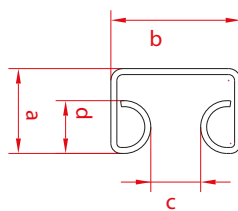
TRM-05



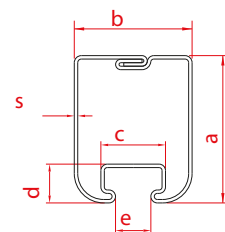
TRM-06



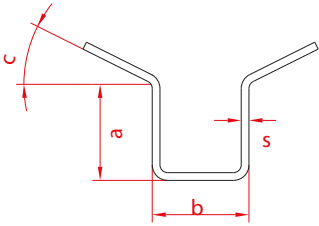

TRM-07



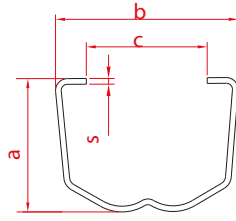

TRM-08



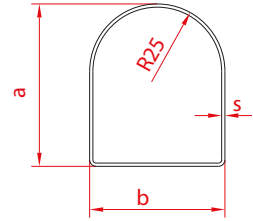

TRM-09



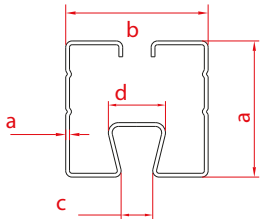

TRM-10



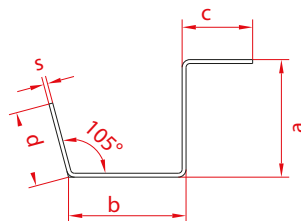

TRM-11



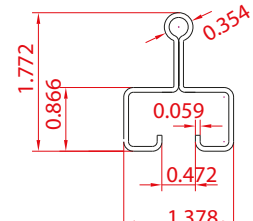

TRM-12



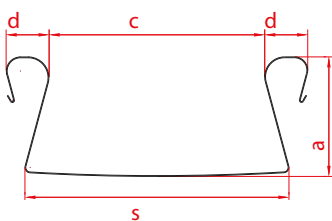

TRM-13



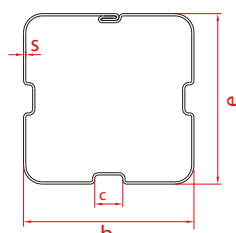

TRM-14



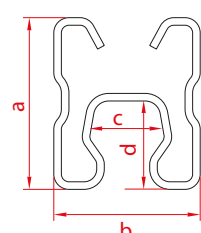
TRM-15




TRM-16



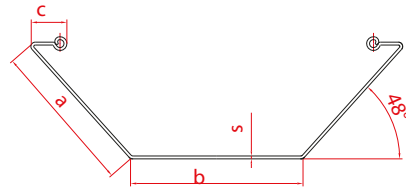

TRM-17



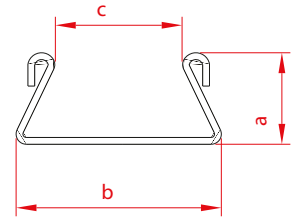

TRM-18



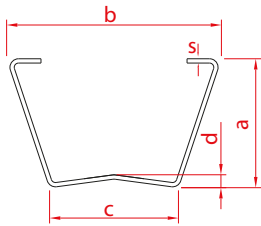

TRM-19



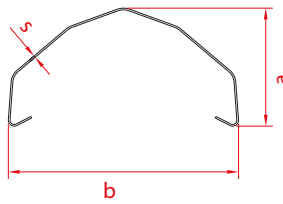
TRM-20



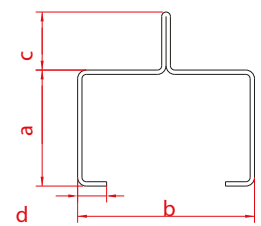

TRM-21



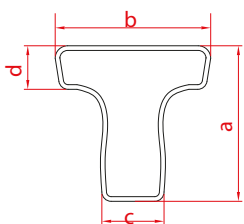

TRM-22



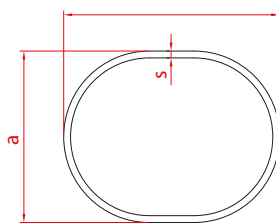

TRM-23



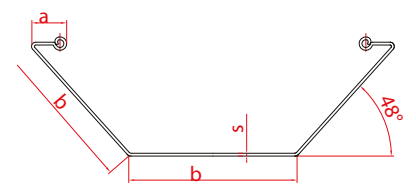

TRM-24



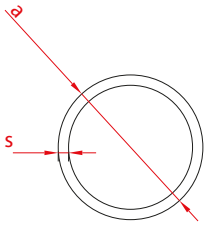

TRM-25



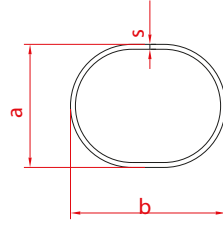

TRM-26



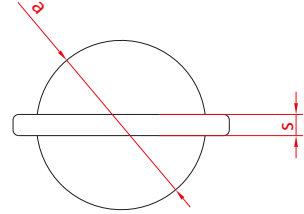
TRM-27



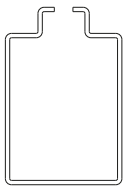

TRM-28



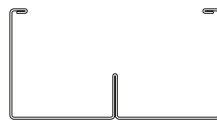

TRM-29




TRM-30





TRM-31



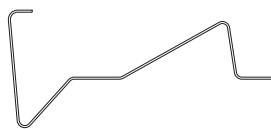

TRM-32



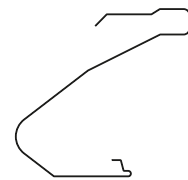

TRM-33



TRM-34



TRM-35




TRM-36

Long Life Solutions for Greenhouses



- Greenhouse profiles & parts
- Greenhouse U, L & I clips
- Connection parts
- Tubes and profiles in special cross-section
- Gutter range in different shapes & sizes
- Punching, bending, swaging

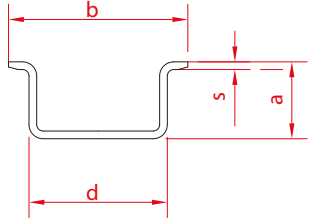





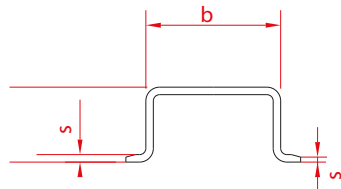

PROFILES FOR ELECTRIC & ELECTRONICS

- Connector mounting rails
- Cable carrying profiles
- Cable trays
- Profiles for domestic appliances
- Handle profiles
- Frame profiles
- Special profiles with inox material
- Oven burner pipes
- Electrical panel profiles
- Cable glands

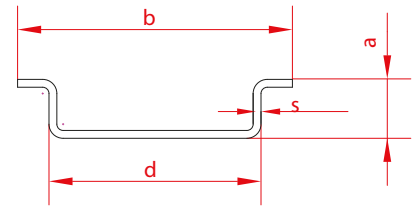

The design and production of our molds and fixtures that are used in every stage of the production are produced by our own experienced technical team. On special profiles punching, bending, edge reducing, edging, end cutting and similar requested applications can be performed to have them as semi and finished product.



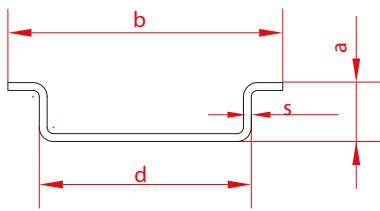

KLM-01



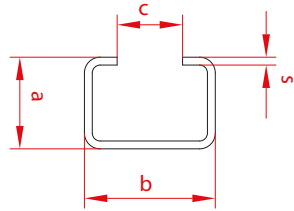

KLM-02



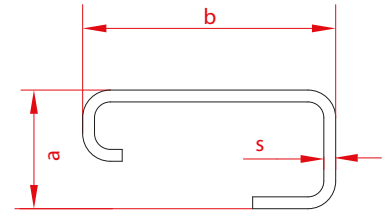

KLM-03



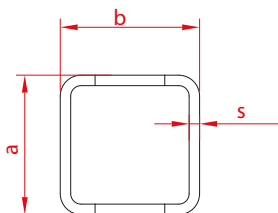

KLM-04



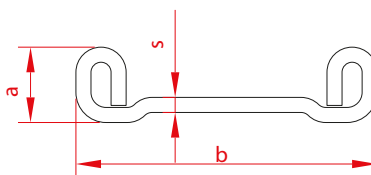

KLM-05



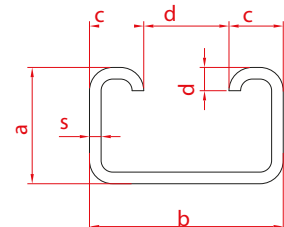

KLM-06



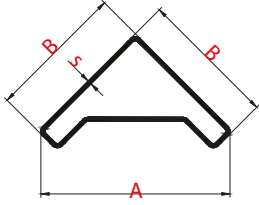

KLM-07



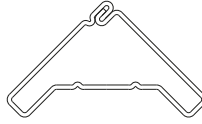

KLM-08



KLM-09



KLM-10



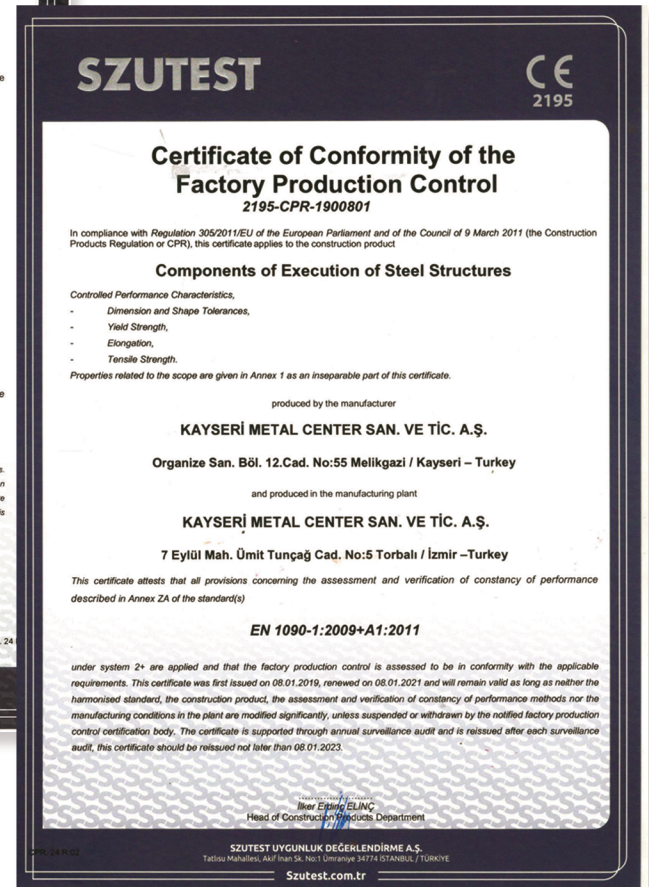
KLM-11



Our Quality Policy

The main objective of KMC Group is to be prestigious and trustworthy organization on the manufacturing of special profiles in both domestic & international market with the trademark of MEKO Metal. In this meaning, our quality policy is to produce our products, which meet our customers' expectations, in reliable conditions, in good quality and on time in order to maintain the customer satisfaction.

Our quality system is certified according to the standards of ISO/TS 16949 and ISO9001.





KMCGROUP

THE PROFILE OF THE WORLD



ER-Bİ[®]



METAL GELİŞTİRME ENDÜSTRİSİ



STEEL SERVICE CENTER

ZEREN

GAYRİMENKUL



METALBANT

SANAYİ VE TİCARET A.Ş.



KMCGROUP



MEKOTUBING

MEKO TUBING

7 Eylül Mah. Ümit Tunçağ Cad. No:5 Torbalı - İZMİR / TÜRKİYE

T: +90 232 274 80 00 - F: +90 232 335 51 38

E: meko@mekometal.com.tr - export@kmc.com.tr

www.mekometal.com.tr

www.kmcgroup.com.tr

www.mekomag.com

